



Vclass in the
new Blackboard Collaborate



Vclass is EBUS's virtual classroom. It's an exciting and interactive virtual room where teachers and students can get together to share books, read, learn, and of course socialize. This tutorial will guide you through getting into a Vclass and using the tools available there.

To participate in a Vclass, all you need is the link – and a working computer/device and internet, of course! A microphone headset is also handy if you'll want to use the microphone to speak in class, but is not required.

Up-to-date info for Vclasses is posted to the Vclass Valley page in Moodle – and all Elementary students at EBUS have access to the Vclass Valley page. Simply login to your child's EBUS Dashboard, click through to the main course/page listing, click on into the Vclass Valley page.

Check out the calendar on the top right and the 'Upcoming events' section for a glance at all available upcoming Vclasses. Click on the 'Upcoming/Current Vclasses' tab on the left side or scroll down to the 'Upcoming/Current Vclasses' section. Click to select the Vclass you are interested in.

The screenshot shows the Vclass Valley Moodle page. On the left is a sidebar menu with items like 'vclass_s1_13', 'Participants', 'Badges', 'Competencies', 'General', 'About Vclass Valley - Tutorials, Etiquette, and Troubleshooting', 'Upcoming/Current Vclasses', 'Dashboard', 'Site home', 'Calendar', 'Private files', 'My courses', 'ARL_2017', 'bbb', 'Watercooler', and 'fame_elementary'. The main content area is titled 'Vclass Valley' with a breadcrumb 'Dashboard / My courses / vclass_s1_13'. Below the title is a 'General' section with a 'Vclass Valley' logo and an 'Online Classroom' banner. The banner text says: 'Vclass Valley is our online hub for Vclass (online classroom information). All Elementary students who enroll with EBUS are members of this page.' There are four callout boxes: 'Vclasses are voluntary only!', 'Pick and choose the Vclasses you might like, and come as you're able!', 'Info about upcoming Vclasses will be posted to this page as well as sent to you by email!', and 'Vclasses are interactive... students can type/draw and speak on the microphone to engage with the teacher and other students!'. At the bottom left is a green button labeled 'Forum/Notification Info'. On the right side of the main content area is a 'CALENDAR' section showing a calendar for October 2018. Below the calendar is an 'Events key' with icons for 'Hide global events', 'Hide course events', 'Hide group events', and 'Hide user events'. Further down is an 'UPCOMING EVENTS' section listing two events: 'How to Train Your Dragon Novel Study Vclass' on 'Tomorrow, 1:00 PM' and another on 'Thursday, 18 October, 1:00 PM'. To the right of the main content area is a separate box titled 'Upcoming/Current Vclasses' with the text 'Vclass information/links will be posted below. Click on the images to access further class details!'. This box contains two event cards. The first card is for 'How to Train Your Dragon (HTTYD) Novel Study Vclass Gr. 4-5' with a book cover image and the text 'First Class: Thursday, Oct. 11 @ 1:00 pm PST'. The second card is for 'The Science of Slime!' with a photo of hands making slime and the text 'Join me, Stacy Batchelor, on Wed Oct 31st at 10:30 am' and 'For a Vclass on:'. Red arrows point from the 'Upcoming/Current Vclasses' tab in the sidebar to the 'Upcoming/Current Vclasses' section on the right, and from the 'CALENDAR' and 'UPCOMING EVENTS' sections to the 'Upcoming/Current Vclasses' section.

Vclass Valley

Dashboard / My courses / vclass_s1_13

General

Vclass Valley

Online Classroom

Vclass Valley is our online hub for Vclass (online classroom information).
All Elementary students who enroll with EBUS are members of this page.

Vclasses are voluntary only!

Pick and choose the Vclasses you might like, and come as you're able!

Info about upcoming Vclasses will be posted to this page as well as sent to you by email!

Vclasses are interactive... students can type/draw and speak on the microphone to engage with the teacher and other students!

Forum/Notification Info

CALENDAR

October 2018

Sun	Mon	Tue	Wed	Thu	Fri	Sat
	1	2	3	4	5	6
7	8	9	10	11	12	13
14	15	16	17	18	19	20
21	22	23	24	25	26	27
28	29	30	31			

Events key

- Hide global events
- Hide course events
- Hide group events
- Hide user events

UPCOMING EVENTS

- How to Train Your Dragon Novel Study Vclass
Tomorrow, 1:00 PM
- How to Train Your Dragon Novel Study Vclass
Thursday, 18 October, 1:00 PM

Upcoming/Current Vclasses

Vclass information/links will be posted below.
Click on the images to access further class details!

How to Train Your Dragon (HTTYD) Novel Study Vclass Gr. 4-5

First Class: Thursday, Oct. 11 @ 1:00 pm PST

Join me, Stacy Batchelor, on Wed Oct 31st at 10:30 am

For a Vclass on:

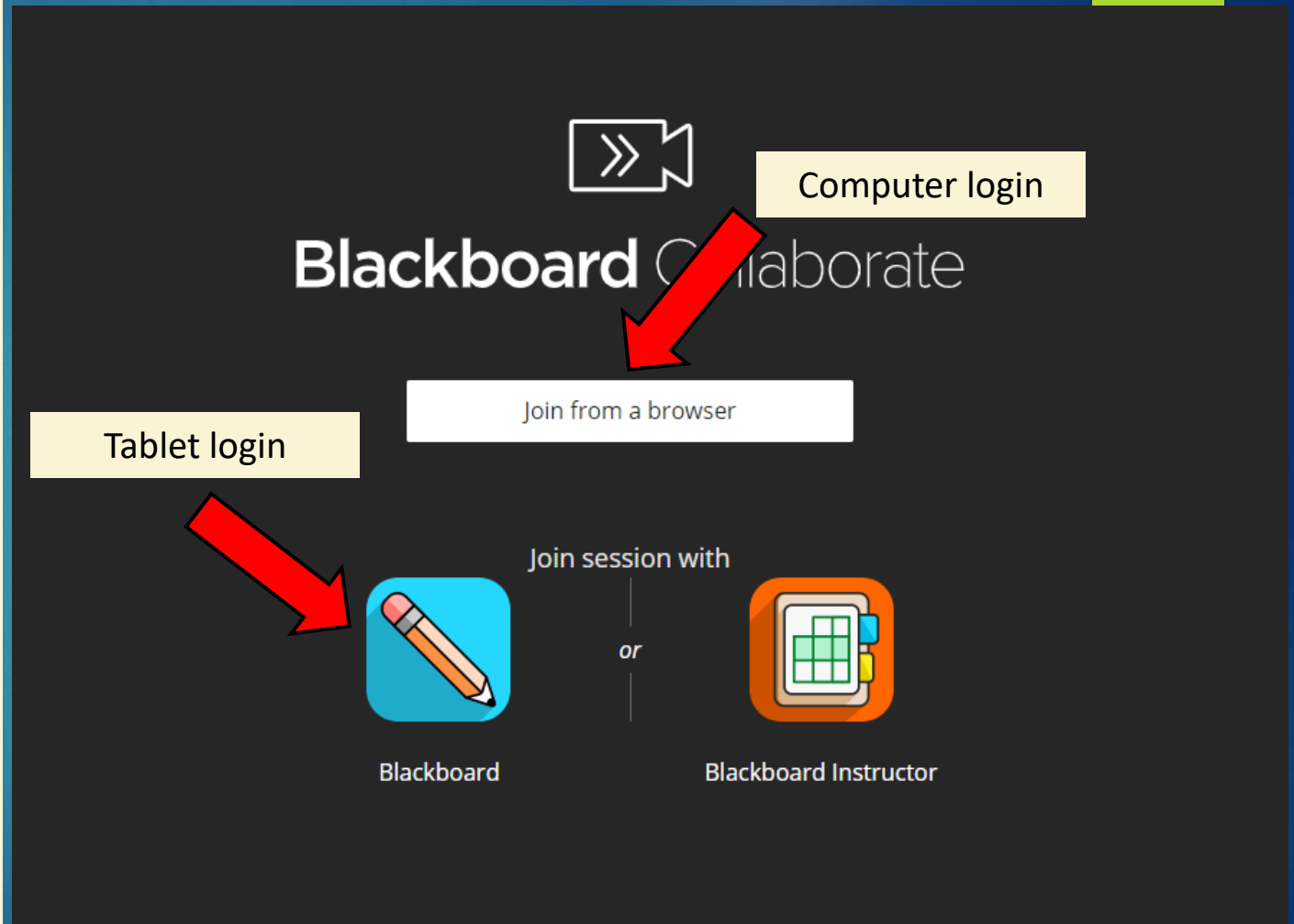
"The Science of Slime!"

On the Vclass page you've selected, there will be an 'Enter Vclass' button or link.

Click on that button/link and you'll see a page like this.

Click the **'Join from a browser' button if on a computer.**

If on a tablet, click the pencil; you will need to download the Blackboard app in order to continue on into the class.



Type student first name (and last name or last name initial if you like), then click the 'Join Session' button.

If students want, they can also include a nickname, we just ask that they **always type their real name first** (being in an online environment where we can't really put faces to names, it's important for teachers to know exactly who they are addressing in a class). Also, nicknames should always be appropriate for a school/public setting.



Blackboard Collaborate

Joining "Geneva Test"

Vclass Name

Type your name to join the session as a guest:

Geneva S

Type first name (and last name or last name initial if you like)

Join Session

When your Vclass loads on a computer, it will look like this. **Please note things may be in slightly different locations on a phone/tablet, but basic functions will mostly be the same.** On the next pages we'll explore the different areas more closely.



Whiteboard tools
(for typing,
drawing,
interacting on
the whiteboard)

**Let's find out about the author,
Cressida Cowell!**



Whiteboard
(where the
lesson/activities
will be)

Audio, video,
hand up buttons

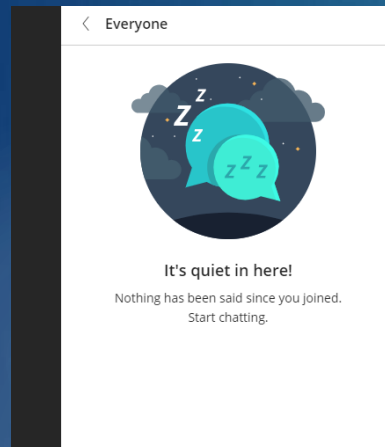
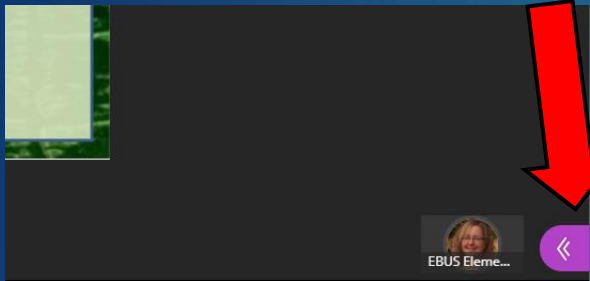
HTTYD Vclass 1.pptx (5/31)



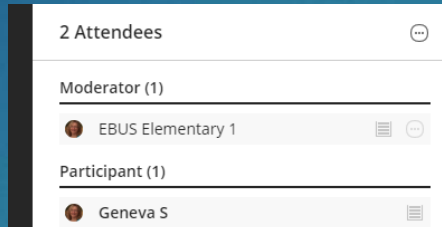
Collaborate Panel
(chat,
participants,
settings)



On the bottom right of your screen, click on the purple 'Collaborate Panel' button.

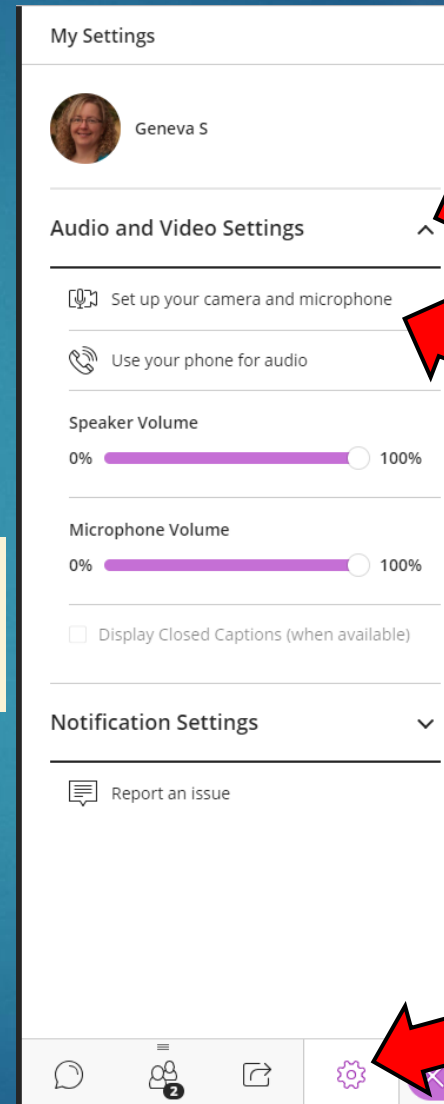


Chat Tab - type into the 'Say something' box and hit 'enter' to send a message to the class



Sharing Files Tab (usually only used by teacher/moderator)

Participants Tab



Click to toggle settings open/closed

Set up/adjust camera/microphone settings

Settings Tab

On the bottom center of your screen are the audio/video and Feedback tools.

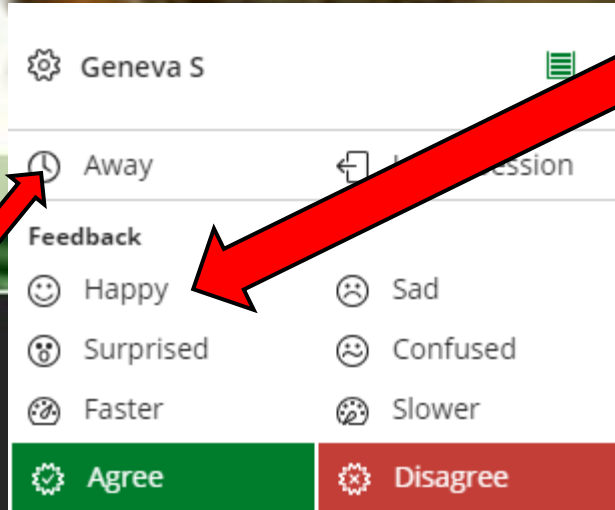


You're away

Others in the session will see that you've stepped away.

I'm back!

If you have to step away from the computer for a few minutes, click on 'Away' to let the teacher/class know you are not at your keyboard; click the 'I'm back!' button when you return




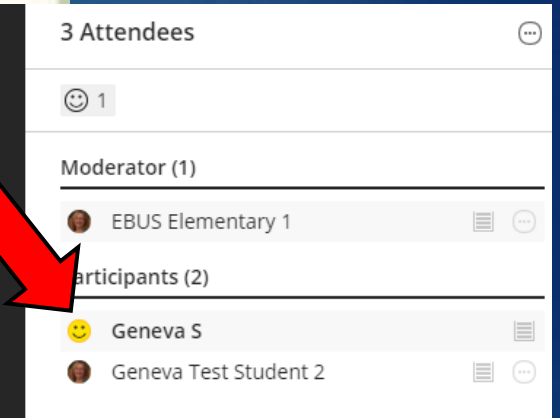
Click to access Feedback tools

Clicking on the Feedback icons will make them show in the participant window for a short time.

This is where students may be prompted to respond to teacher questions e.g.
"Click on the smiley face if you can hear me"
or
"Click Agree for Yes or Disagree for No"

Click to toggle microphone and camera on/off

Click to raise hand (you will see a number here to indicate your order if more than one student has their hand up)



On the top left of your screen are the whiteboard tools. Please note that not all of these whiteboard functions are fully available on the phone/tablet app; in the app, students can draw with the pencil and use shapes, but not the text typing or pointer tools.

